

PRESSED FLOWERS

with Liz Trosper



Consider the plants around you.
What do they represent?



Are they plain?
Simple ground cover?



Are some vibrant?
Like cut flowers?

Free First Saturdays is made possible by leading support from the Fichtenbaum Charitable Trust, Bank of America, N.A., Trustee. DFWChild is the media sponsor of Free First Saturdays @ Home. Telemundo 39 is the television media sponsor of Free First Saturdays @ Home.

Nasher Sculpture Center

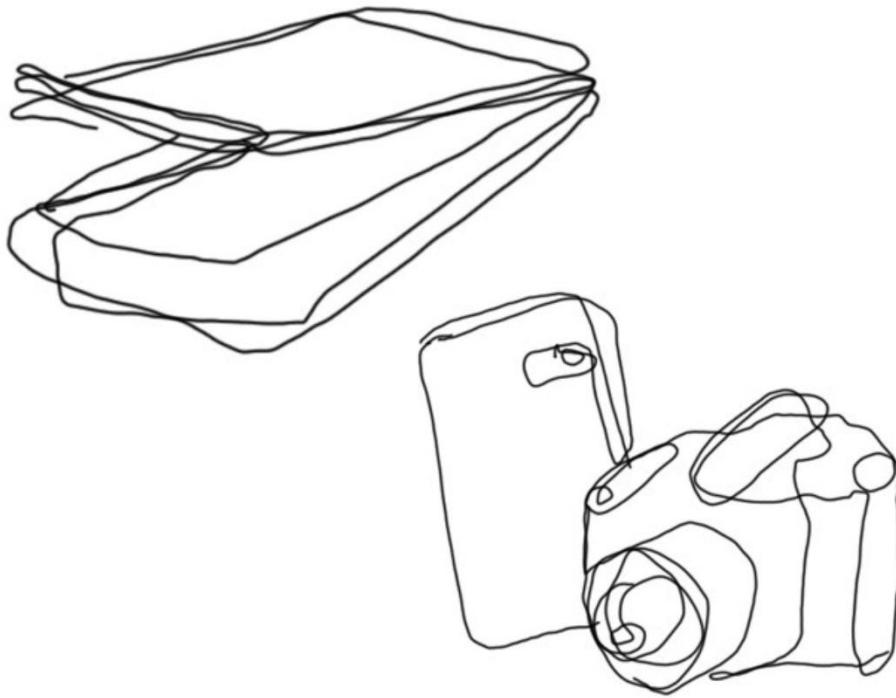
Materials + Tools

Gather a few of these plants. Before you do, consider your attitude toward them? They're living things. Do you want to cut them? Dig them up and replant them? Take a cutting and propagate them? Simply remove them as "weeds" and make that act meaningful by making art with them?

Ponder.... Then, gather.


This simple conceptual exercise can take 2 forms.

1. A scanner work. If you have a scanner, give this a try!




2. A work using your smartphone.
Or any other lens you've got!

Scanner

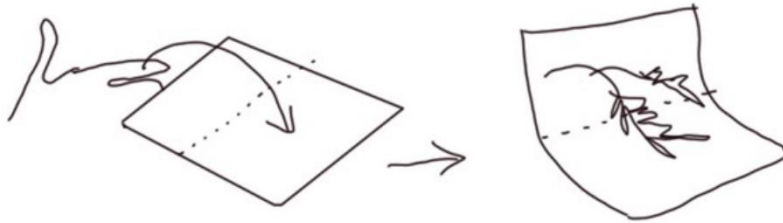


Arrange your plants on the scanner bed. If it suits your idea, add a few other collage materials. I've added a few here. They capture the thrill of zinnia and shame plant for me. What materials suit your idea? How might you roll, caresse or move the plants for your work?

Lens



Try using your camera's pano feature to create a visual rhythm and proportiona that stretches and pushes your plants in interesting ways.



Or you could try folding over a piece of white paper to create a small photo backdrop to suspend or move your plants like so --->>>>

