

# Nasher Sculpture Center

## Student Scavenger Hunt

### Directions


With the help of your teacher or chaperone, find the sculptures pictured and complete the questions and activities. The **title and artist** for each work can be found on its **label**.

### Nasher Facts

- The Nasher Sculpture Center opened in 2003 and is a museum designed especially for sculpture.
- Many of the sculptures you will see were collected by Raymond and Patsy Nasher. They built the museum to share their collection with the world.
- If you look carefully, you'll see that many elements of the garden line up with the building. Look at the rows of trees, the sidewalks, and even the seams in the pavement!

### Remember

- Do not touch the sculptures.
- Do not bring food, drinks or gum.
- Talk quietly and stay with your group.
- Walk, don't run.
- Have fun!



**Title:** \_\_\_\_\_

**Artist:** \_\_\_\_\_

**Question:** The artist has carefully balanced this sculpture.  
How many beams touch the ground? \_\_\_\_\_  
How many are up in the air? \_\_\_\_\_

**Fact:** In 1960, this artist suffered an accident that impaired his legs and spine, causing him to use a wheelchair for nearly two years. Because he could no longer move well enough to create the small sculptures he had made in the past, he chose to build large sculptures that could be made by operating construction machinery with his hands.

**Activity:** With the help of your friends how can you group yourselves to look like the sculpture?



Title: \_\_\_\_\_


Artist: \_\_\_\_\_

**Question:** What household items do these remind you of?

\_\_\_\_\_

**Fact:** Patsy Nasher went with this artist to the quarry (a quarry is a large open area that stone can be taken from) to choose the stone used in this sculpture.

**Activity:** Take turns sitting down and have a conversation with others about what you see when you are seated.




Title: \_\_\_\_\_

Artist: \_\_\_\_\_

**Question:** Line up parallel to the side of the sculpture with your arms outstretched. (Make sure to leave at least 3 feet between yourself and the art.) How many students does it take to reach from one end of the artwork to the other? \_\_\_\_\_

**Fact:** The combined weight of ten elephants might equal the weight of this sculpture which is 100,000 pounds!

**Activity:** Walk through the sculpture (remember not to touch). What words could you use to describe your experience?



Title: \_\_\_\_\_

Artist: \_\_\_\_\_

**Question:** This sculpture is made of bronze. What other artworks can you find that are made from the same material?

\_\_\_\_\_

**Fact:** The artist was inspired to create this artwork after taking a walk and finding small stones that reminded him of animal vertebrae (backbones).

**Activity:** Choose one of the three pieces that fit together and make a sketch.

Photo Details: Kevin Todora