

SCULPTURE ROCKS

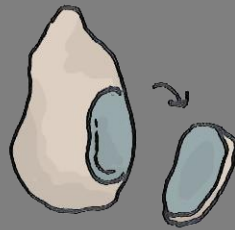
Exhibition Family Guide
Nasher Sculpture Center

ROCK STEADY

KNAPPING

Handaxes were created by a process called **knapping**. The process requires skill and planning.

First you to hit one stone with another stone to shape the rock.

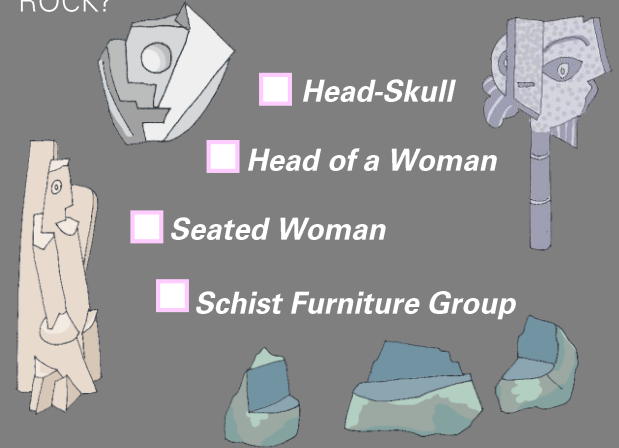


Then you create a sharp edge by removing flakes with wood, stone or an antler.

I AM A ROCK

Check out the different ways artists have used stone to create sculptures.

Can you find these other sculptures that ROCK?



MANY THANKS



Tony Berlant is an artist who lives and works in California. He creates sculptures, paintings and collages. Since a young age he has been interested in natural history.

Thomas Wynn is an anthropologist. He teaches in Colorado. He is interested in stone tools and what they tell us about the brain.



They worked together to find and share the most unique examples of handaxes and figure stones.

WE WILL ROCK YOU

HANDAXES

Are tools that were used by early humans. Medieval scholars thought they were formed by a lightning strike.



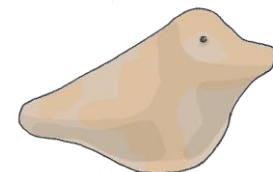
Handaxes have been found in Africa, Europe, the Middle East and Asia. Handaxes teach us about early humans' skill and creativity.

What tools do you use every day? (examples: fork, toothbrush and pencil)

CROCODILE ROCK

FIGURE STONES

Are natural stones that early humans collected because they reminded them of faces or animals. Some of the stones were altered to highlight the shape of the face or animal.



Do you ever notice faces or other shapes in the clouds?

What do you collect?